













Preschool 3 April Calendar 2024

	Monday	Tuesday	Wednesday	Thursday	Friday
Flowers 	<p style="text-align: center;">1</p> <p style="text-align: center;">FAMILY PROJECT DUE Paper plate flower (Children will paint a paper plate flower) (CA)</p>  <p style="text-align: center;">Practice drawing (Children will practice drawing a flower on their own with markers) (CA)</p>	<p style="text-align: center;">2</p> <p style="text-align: center;">ELECTION DAY: OPEN</p> <p>Bingo dots (Children will use bingo dots to create a flower) (CA)</p> <p>Writing practice (Children will trace or write the word "Flower" with a marker) (L3)</p>	<p style="text-align: center;">3</p> <p>Water color paint (Children will use water color paint to paint a white paper flower) (CA)</p> <p>Planting a flower (Children will plant their own flower in a foam cup) (S1)</p>	<p style="text-align: center;">4</p> <p>Flower counting/tracing (Children will count the flowers then trace the number) (M1)</p>  <p>Flower collage (Children will create a collage by gluing paper flowers and stickers onto paper) (CA)</p>	<p style="text-align: center;">5</p> <p>Flower number matching (Children will match the number flowers to the correct numbered stem to create a flower) (M1)</p> <p>Name tracing & writing (Children will write or trace their name with a marker) (L3, L6)</p>

<p style="text-align: center;">Bugs</p> 	<p>8 Bug collage (Children will glue bug pictures onto paper and bug stickers to create a collage) (CA)</p> <p>Letter B (Children will find the letter “B”s on a sheet and bingo dot them) (L3)</p>	<p>9 Lady bug craft (Children will create a lady bug by gluing small circles on a red circle and count how many they have) (CA, M1)</p>	<p>10 Bee craft (Children will create a bee by gluing black stripes on a yellow circle) (CA)</p>	<p>11 My bug jar (Children will glue big pictures onto a paper jar) (CA)</p>	<p>12 Water color painting (Children will water color paint a picture of a lady bug) (CA)</p>
<p style="text-align: center;">Farm animals</p>  <p style="text-align: center;"><small>shutterstock.com - 347317901</small></p>	<p>15 Paper plate pig (Children will paint a paper plate pink and glue on eyes to create a pig) (CA)</p> <p>Name tracing & writing (Children will either trace or write their name with a marker) (L3, L6)</p>	<p>16 Farm collage (Children will glue pictures of farm animals on a paper farm) (CA)</p> <p>Letter “C” is for cow (Children will either write or trace the letter “C” with a marker) (L3)</p>	<p>17 Special Lunch Day</p> <p>Farm tracing (Children will trace farm animal words with a marker) (L3)</p>	<p>18 Sheep craft (Children will paint with white paint then glue on face to create a sheep) (CA)</p> 	<p>19 Pig pattern (Children will glue big/small pig pictures onto paper to create a pattern) (CA, M1)</p> <p>Name writing & Tracing (Children will working on tracing their name or practice writing on their own) (L3, L6)</p>
<p style="text-align: center;">Pond Life</p> 	<p>22 Pond collage (Children will glue pond animals onto blue paper) (CA)</p>	<p>23 Duck letter matching (Children will match letter ducks to the correct letter on paper) (L3)</p> <p>Painting (children will paint a picture of a duck with yellow paint) (CA)</p>	<p>24 Water color painting (Children will water color paint a picture of a frog) (CA)</p> <p>Pond counting (Children will identify the numbers, count and match pond animals to lily pads) (M1)</p>	<p>25 Snakes (Children will use materials to create a snake by placing them on different size lines) (CD1)</p>  <p>Water color painting (Children will water</p>	<p>26 Shiny turtle craft (Children will create a turtle by painting a paper pate green and using glitter) (CA)</p>

				<p>color paint a picture of a snake) (CA)</p>	
<p>The Very Hungry Caterpillar</p> 	<p>29 Circle caterpillar (children will create a caterpillar by gluing circles onto paper) (CA)</p>	<p>30 Miss Diane Day Water color painting (Children will water color paint a picture of a caterpillar) (CA)</p>	<p>1 Paper plate caterpillar (Class project) Each child will decorate a paper plate to create a class caterpillar (CA)</p>	<p>2 Drawing (Children will practice drawing a caterpillar on their own with a marker) (CA)</p>	<p>3 Hungry Caterpillar collage (Children will create a collage by gluing pictures from the story) (CA)</p>