









FEBRUARY

February Preschool 3 Calendar 2024

	Monday	Tuesday	Wednesday	Thursday	Friday
All about Hearts 	5 Heart collage (children will glue on paper hearts and count how many they have) (CA, M1) Tracing practice (Children will work on their tracing by tracing a heart with a marker)	6 Decorating a heart (Children will decorate a paper heart with open materials) (CA) Name tracing (Children will work on their tracing by tracing their name with a marker) (L3, L6)	7 Fun with play dough (Children will place heart cookie cutters into play dough) (S1) Card creation (Children will create a card for their families with open materials) (CA)	8 Heart sticker collage (Children will place heart stickers onto paper) (CA) Letter heart matching (Children will match little hearts to big hearts) (L2)	9 Big & small (children will glue big & small hearts onto paper to create a pattern) (CA, M1) Water color paint (Children will use water color paint to paint a picture of a heart) (CA)
All about Birds 	12 Bird collage (Children will glue pictures of birds onto paper and have a discussion on each one) (CA) Name tracing (Children will work on their writing by tracing their name with a marker) (L3, L6)	13 Painting (Children will paint a picture of a bird red) (CA) Name activity (Children will match letters to their name tag to spell out their name) (L3)	14 Valentine's Day Celebration Wear red, pink or purple	15 Bird feeders (Children will make their own bird feeders with paper towel rolls, honey and seeds) (S1) 	16 B is for bird (Children will work on their writing skills by tracing or writing the letter "B") (L2) Painting (Children will water color paint a picture of a bird) (CA)
All about Zoo Animals 	19 Closed for Presidents Day	20 Paper tiger craft (Children will follow directions and glue independently) (CA) 	21 Special lunch day Water color paint (Children will water color paint a picture of a monkey) (CA)	22 Zebra craft (Children will glue black stripes on a white paper bag to create a zebra) (CA) My favorite Zoo animal (Children will tell a teacher)	23 Paper plate monkey (Children will paint a paper plate brown and glue on a paper face to create a monkey) (CA)

		<p>Tracing practice (Children will trace Zoo animal names with a marker) (L3, L6)</p>	<p>Building with blocks (Children will build with wooden blocks & create homes for zoo animal toys) (CD2)</p>	<p>what their favorite zoo animal is then draw a picture) (CA, LA1)</p>	 <p>Name tracing (Children will practice tracing or writing their name with a marker) (L3, L6)</p>
<p>“Who took the cookie from the cookie jar”?</p> 	<p>26</p> <p>Cookie jar craft (Children will glue paper cookies onto a paper jar and count how many they have) (CA, M1)</p> <p>Writing practice (Children will trace their name with a marker) (L3, L6)</p>	<p>27</p> <p>Miss Diane Day</p> <p>Cookie collage (Children will glue pictures of cookies onto paper and count how many they have) (CA, M1)</p>	<p>28</p> <p>C is for cookie (Children will water color paint a picture of a cookie) (CA, L2)</p> <p>Writing practice (Children will trace the letter “C” and practice writing the letter “C”) (L3, L6)</p>	<p>29</p> <p>Paper plate cookie (Children will paint a paper plate brown then glue black circles to create a cookie) (CA)</p>  <p>Practice drawing shapes (Children will practice drawing shapes with markers)</p>	<p>1</p> <p>My favorite cookie (Children will tell a teacher what their favorite cookie is, write it down then draw a picture) (CA)</p> <p>Cookie pattern (Children will create patten using big and small paper cookie by gluing them on paper) (CA, M2)</p>