









# Older Toddlers

# September 2023

Sunday	Monday	Tuesday	Wednesday	Thursday	Friday	Saturday
					1 <b>End of Summer Celebration</b>	2
3 	4 <b>Center Closed- Labor Day</b>	5 <b>This is Me-</b> Drawing a picture of themselves  <b>School Bus Match-</b> children will match school buses	6 <b>Apple Collage-</b> children will use various colored and size apples to create an apple collage  <b>Apple Match-</b> children will sort and match apples that are the same	7 <b>Circle Collage-</b> children will use various colored and sized circles to create a circle collage  <b>Tea Party-</b> we will place cups, plates, food, and a tea pot at the table and encourage children to take turns with the objects and practice conversation skills	8 <b>Grandparents Day Craft-</b> children will work on a special craft for their grandparents to celebrate Grandparents Day  <b>Pipe Cleaner Designs-</b> we will put pipe cleaners at the table and encourage children to create things with them	9 
10 <b>Happy</b>	11 <b>Apple Orchard</b>	12 <b>National</b>	13 <b>Apple Volcanoes-</b>	14 <b>Paper Plate</b>	15 <b>Painting with</b>	16

<p><b>Grandparents Day</b></p> 	<p><b>Name Building-</b> children will use apples with the letters in their name to create an apple orchard</p> <p><b>Sorting red, green and yellow-</b> children will be given a variety of red, green, and yellow objects and encouraged to sort the objects</p>	<p><b>Milkshake Day</b></p> <p><b>Make a milkshake-</b> children will be given a variety of art mediums to create their own milkshakes</p> <p><b>Apples and Blocks-</b> children will be encouraged to use apples and blocks to see what they can do with them</p>	<p>children will help to create apple volcanoes using baking soda and vinegar</p> <p><b>Friend Picture Match-</b> the children will have pictures of each of their classmates and will be encouraged to find their matches along with naming them</p>	<p><b>Apples-</b> children will be encouraged to use paint brushes to place glue on the paper plate then put pieces of ripped up green, red and yellow tissue paper</p> <p><b>Magnets and trays-</b> children will be encouraged to use magnets to create pictures and talk about what they are using</p>	<p><b>Red, Green, and Yellow-</b> children will be encouraged to use the colors to create a picture and then talk about what they painted</p> <p><b>Legos-</b> children will be encouraged to build with legos and see what they can create with them</p>	
<p>17</p> 	<p>18</p> <p><b>Make Apple Pie Playdoh-</b> children will help to make their own playdoh</p> <p><b>Apple Sorting-</b> children will be encouraged to sort apples by color and size</p>	<p>19</p> <p><b>Circle Tracing-</b> children will work on using the pincer grasp while holding a pencil and tracing circles</p> <p><b>Apple Lacing-</b> children will be encouraged to lace up some apples</p>	<p>20</p> <p><b>Apple Stamping-</b> children will use apples as stampers and be able to observe the unique designs they create</p> <p><b>Pipe Cleaner Explorations-</b> the children will use pipe cleaners to create different things with them and talk about their creations</p>	<p>21</p> <p><b>Finger Painting Apples-</b> the children will use green, red and yellow paints and their fingers to decorate and apple</p> <p><b>Legos-</b> the children will use Legos to create different things with them, They will be encouraged</p>	<p>22</p> <p><b>A is for Apple-</b> children will be encouraged to use the pincer grasp to trace the letter "A" and then color an apple</p> <p><b>Magnets and Trays-</b> children will be encouraged to explore magnets and talk about what they are</p>	<p>23</p> 

				to talk about their creations	using and doing with them	
<p>24</p> 	<p>25</p> <p><b>Making Applesauce-</b> children will help peel and cut up apples to make their own applesauce</p> <p><b>Apple Lacing-</b> children will use their fine motor skills to lace up an apple</p>	<p>26</p> <p><b>Librarian Visits</b></p> <p><b>Apple Tree Sticker Letter Match-</b> children will use “apple” letter stickers to match the letters on their apple tree</p> <p><b>Apples and Blocks-</b> children will be encouraged to use apples and blocks to see what they can do with them</p>	<p>27</p> <p><b>Apple Cider and Apple Donut Picnic-</b> we will try apple cider and apple doughnuts to see if we like them and create a chart with the results</p> <p><b>Tea Party-</b> we will place cups, plates, food, and a tea pot at the table and encourage children to take turns with the objects and practice conversation skills</p>	<p>28</p> <p><b>Create and Apple-</b> children will be given the various parts of an apple and then encouraged to put the apple together</p> <p><b>School Bus Match-</b> children will match school buses</p>	<p>29</p> <p><b>Circle Tracing-</b> children will work on tracing circles in shaving cream</p> <p><b>Legos-</b> the children will use Legos to create different things with them, they will be encouraged to talk about their creations</p>	<p>30</p>  <p style="text-align: right; font-size: small;">iHeartCraftyThings.c</p>