







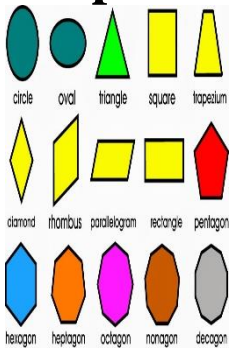
Sun	Mon	Tue	Wed	Thu	Fri	Sat
-----	-----	-----	-----	-----	-----	-----

August

<p>Hawaii</p> 	<p>31</p> <p>Chicken Nugget truck 11:30 am</p> <p>Learn Hawaiian words(Ld1A) Ask each child in the classroom to repeat words. Is it clear and with appropriate tone.</p> <p>Coconut writing Tray(L2A) Make letters in coconut flakes and be able to recognize the letter they made.</p> <p>Grass skirt(Ca1A) Cut tissue paper to make a grass skirt.</p>	<p>1</p> <p>Fiddle N fun 10:00 am</p> <p>Volcano science((m5A) Talk about how the island of Hawaii has a volcano. Show the children with baking soda and vinegar plus red food coloring , How a volcano erupts</p> <p>Chicka chicka boom boom bingo(l2A) Recognize the letters on bingo board when called out.</p> <p>Coconut bowling (ph1A) Use a coconut as a bowling ball to knock down pins.</p>	<p>2</p> <p>Make a 3d pipe cleaner alphabet tree(ph3B) Lace small alphabet beads onto pipe cleaners to form the tree from the book...</p> <p>Hawaiian number order puzzle(M1A) Put the puzzle in order recognizing the numbers one through ten.</p> <p>Make a Hyacinth flower(Ld1A) Use red and pink bows and green paper to make a flower craft.</p>	<p>3</p> <p>Chicka chicka boom boom name(L2a) Find the stickers that spell out your name. Then count how many letters are in your name and write out that number.</p> <p>Coconut dice game(M1A) Put coconut dot on each dice. Have the children roll the dice tell the number coconut they got and match it with the same numeral.</p> <p>Will coconut sink or float (S1A) Hypothesis first what do you think will happen with the coconut. Then try it out. Will it sink or float.</p>	<p>4</p> <p>Miss Diane Reading 11:00 am</p> <p>Teachers choice Ice-cream 2:30 pm</p> <p>Make a Hawaiian lei(Ph3A)\ Lace Hawaiian flowers onto lace to make your own lei.</p> <p>Chicka chicka boom boom board game(L2A) Take turns rolling the dice to move your piece along the letter board game. Name the letters you land on as you go.</p> <p>(Cd1a) Match simple geometric shapes to make pond animals</p>	
---	--	--	---	---	--	---

<p>Camping</p> 	<p>7</p> <p>Chicken Nugget truck 11:30 am</p> <p>Paint a picture on flat rock(Ca1A)</p> <p>Make smores(sE1A) Interact with an adult as we make smores as a class</p>	<p>8</p> <p>Magic show 10:00 am</p> <p>Talk about what we do when we go camping(Ld1A)</p> <p>Marshmallow pattern (M3A Use a Marshmallow and two different colors of paint to make a color pattern.</p> <p>Flashlight reading(l4A) In reading area use a flashlight to help read the story like you are camping.</p>	<p>9</p> <p>Tent number puzzles(M1A) The children will match the correct number of dots on each tent with the corresponding number. Counting and number recognition.</p> <p>Dirt and worms(S1A) Explore dirt in sensory table to see how many plastic worms you can find.</p>	<p>10</p> <p>Tent counting(M1A) Put the correct amount of bears in each tent</p> <p>Camping Pictures(Ca1A) Draw a picture of Your family camping</p>	<p>11</p> <p>Teachers choice Ice-cream 2:30 pm</p> <p>Tent playing(ss1A) Put a play tent in dramatic play so the children can pretend to camp.</p> <p>Binoculars outsidePH1A) See what new things you can see outside when you look through binoculars</p>	
<p>OOEY Gooley Week</p> 	<p>14</p> <p>CLOSED VJ DAY</p>	<p>15</p> <p>Play dough letter words(L2A) Use play dough and letter stencils to spell out words while looking at word cards.</p> <p>Bubble exploration(S1A)</p> <p>Talk about a time you played with something gooley(Ld1a) (ss1A)</p> <p>The children will recall a time they may played with something gooley in the past and give details in a clear voice about the experience.</p>	<p>16</p> <p>Coffee ground writing(Ph3B)(L2A) Practice writing letters in dry coffee grounds \</p> <p>Chalk spray painting(Ca1A) After drawing a picture with chalk spray the picture with water to make a colorful picture</p>	<p>17</p> <p>Superhero Experience 10:00am</p> <p>Spaghetti letters(L2a) The children will use colored spaghetti to form letters.</p> <p>Worm measurement(s1A) We will use plastic gummy worms and unifix cubes to measure how long the gummy worm is.</p>	<p>18</p> <p>Teachers choice Ice-cream 2:30 pm</p> <p>Shaving cream slide. (ph1a) The children will have fun getting to go down the slide full of shaving cream before washing of in the sprinkler.</p> <p>Explore sparkly slime(s1A)</p>	

Shapes



21

Chicken Nugget truck 11:30 am

Shape pizza.(M1A)
The children will make a shape pizza then count out how many of each shape they used making a number recipe.

*Describe your Shape(Ld1A)
Describe your Shape using as many descriptive word as you can.*

22

My favorite shape(L6A)
Write out your favorite shape word while following the example then draw out that shape.

Play dough shapes(S1A)
Using play dough and toothpicks builds shapes

23

Shape counting(M!A)

3d shape bubble wand (s1A)
Make 3d shape bubble blowers out of straws and pipe cleaners.

24

Circus 10:00 am
Dinosaur number writing Practice(Ph3B)

Circle painting(Ca1A)
Using paint and toilet paper rolls make a circle art collage,

25

Teachers choice Ice-cream 2:30 pm

Shape writing(M5A)
Draw out shapes in colored sand on trays

Geo board shapes(Ph3a)
Using elastics and the geo boards how many different shapes can you make,

