











Preschool 3 September Calendar 2023

	Monday	Tuesday	Wednesday	Thursday	Friday
<p>All about apples</p> 	<p>4</p> <p>Closed for Labor Day</p>	<p>5</p> <p>Torn paper apple (Children will glue torn paper onto a paper apple) (CA)</p>  <p>Cutting practice (Children will practice their cutting skills by cutting paper with scissors)</p>	<p>6</p> <p>Painting (Children will paint a picture of a apple either red, green or yellow) (CA)</p> <p>Writing(Children will practice tracing their name with markers) (L3, L6)</p> <p>My favorite color apple (We will create a chart after asking each child what color apple they like)</p>	<p>7</p> <p>Painting (Children will create a apple tree with paint & a paint brush) (CA)</p>  <p>Gluing & counting (Children will glue apples onto paper then count out loud how many they have) (M1)</p>	<p>8</p> <p>Apple patterns (Children will glue apples onto paper, biggest to smallest) (M2)</p> <p>Sticker art (Children will place stickers on the letter "A" saying the letter and sounding out the letter) (L2, CA)</p> <p>Letter "A" (Children will look for all the letter "A"s on a paper and use a bingo dot marker to mark them) (L2)</p>
<p>All about Shapes</p> 	<p>11</p> <p>Shape tree (Children will create a shape tree by gluing different colored shapes onto a paper tree) (CA)</p>  <p>Making shapes (Children will make shapes with big round buttons)</p>	<p>12</p> <p>Shape painting (Children will use different shape objects to paint with onto paper) (CA)</p> <p>Writing (Children will work on their writing skills by tracing their name with a marker) (L2, L6)</p>	<p>13</p> <p>Collage (Children will create a collage by gluing different colored paper shapes onto paper) (CA)</p> <p>Tracing (Children will work on their tracing skills by tracing shapes with markers)</p>	<p>14</p> <p>Bingo dot (Children will use bingo dot markers to dot different shapes) (CA)</p>  <p>Making shapes (Children will make shapes with popsicle sticks)</p>	<p>15</p> <p>Sticker art (Children will choose a shape, say the shape and place stickers on the outline of the shape they choose) (CA)</p> <p>Patterns (Children will create a pattern by gluing on large circles and small circles) (M2)</p>

<p>All about colors</p> 	<p>18 Pom Pom matching (Children will pick up colored pom poms with tweezers and place on the correct color)</p> <p>My colorful caterpillar (Children will create a caterpillar with colorful paper circles) saying each color as they create it (CA)</p> 	<p>19 Writing (Children will trace their name with their favorite colored marker) (L3, L6)</p> <p>Drawing (Children will choose their favorite color and draw a picture and explain what they drew a picture of) (CA)</p> <p>Color matching (Group time activity) Children will get a colored picture card and will say what the picture is and what color then place it in the correct colored box)</p>	<p>20 Special lunch</p> <p>Counting (The class will use different colored buttons & muffins cups for counting) (M1)</p> <p>Painting (Children will choose a paint color, say the color then paint a picture) (CA)</p>	<p>21 Letter matching (Children will match magnet letters onto letters on a paper and say each color of the letter and each letter)</p> <p>Color pattern (Children will create a pattern using big & small yellow circles) (M2)</p>	<p>22 My favorite color (We will create a chart after asking each child what their favorite color is)</p> <p>Painting (Children will paint with different colored paint and different kinds of paint brushes) (CA)</p> <p>C is for color (Children will use colorful bingo dot markers to bingo dot the letter "C") (CA, L2)</p>
<p>"Chicka Chicka Boom Boom"</p> 	<p>25 Read "Chicka Chicka Boom Boom" throughout the week</p> <p>Coconut tree craft (Children will create a coconut tree and count the coconuts out loud) (M1, CA)</p> <p>Writing (Children will trace their name with a marker) (L3, L6)</p>	<p>26 Miss Diane Day</p> <p>Water color painting (Children will use water color paint to paint a ABC tree) (CA)</p> <p>Cutting practice (Children will practice their cutting skills by cutting paper with scissors)</p>	<p>27 Letter creation (Children will tear up paper and glue them to the first letter of their name) (CA, L2)</p>  <p>Tracing (Children will trace uppercase letters A-Z with a marker) (L3, L6)</p> 	<p>28 Letter matching (Children will match letter magnets to the correct letter on a paper) (L2)</p> <p>Sticker art (Children will choose a letter in the alphabet and place stickers on the letter) (L3)</p>	<p>29 Show & tell Day</p> <p>Chicka Chicka Boom Boom tree (Children will water color paint a chicka Boom tree) (CA)</p> <p>Letter "B" (Children will find all the letter "B"s on a paper and use a bingo dot marker to mark them) (L2)</p>