











Preschool 3 May Calendar 2024

	Monday	Tuesday	Wednesday	Thursday	Friday
<p>Butterflies</p> 	<p>6 Tissue paper butterfly (Children will glue colorful tissue paper onto a white butterfly) (CA)</p>  <p>TISSUE PAPER TRANSFER butterfly art</p> <p>Letter "B" (Children will either write the letter B or practice tracing the letter "B" (L3, L6)</p>	<p>7 Bingo dot fun (children will use bingo dot markers to decorate a butterfly) (CA)</p> <p>If I were a butterfly (Children will tell a teacher where they would fly to if they were a butterfly then draw a picture)</p>	<p>8 Sponge painting (Children will use sponges & colorful paint to decorate a butterfly) (CA)</p>  <p>sponge painted BUTTERFLY</p> <p>Butterflies in a jar (Children will glue butterflies onto a paper jar then count how many they have) (CA, M1)</p>	<p>9 Water color paint (Children will use water color paint to paint a picture of a butterfly) (CA)</p> <p>Butterfly number & counting activity (Children will place glue the correct amount of butterflies the numbers 1-3) (M1)</p>	<p>10 Muffins for Mom Happy Mother's Day</p> <p>Pop it fun (children will place poms poms in butterfly pop its with children's tweezers and count how many they have) (C2) (M1)</p>  <p>POP IT fill</p> <p>Shape butterfly (children will glue shapes onto a paper butterfly) (CA)</p>

<p>Nature</p> 	<p>13 Nature paint brushes (Children will paint a picture with brushes made from nature) (CA, S1)</p> <p>Letter "N" (Children will either write the letter "n" or trace the letter "n" (L3, L6)</p>	<p>14 Flower petal sun catcher (Children will create a sun catcher using paper plate & flowers) (CA, S1)</p> <p>All about shapes (Children will practice tracing and drawing shapes on their own with a marker)</p>	<p>15 Pressed flower/leaf art (Children will put paint on a flower/leaf then onto paper) (CA, S1)</p> <p>Cutting practice (Children will practice their cutting skills by cutting paper with kids scissors)</p>	<p>16 Pinecone painting (children will place pinecones into to paint then paint onto paper) (CA, S1)</p>	<p>17 Water color painting (Children will water color paint a picture of nature) (CA)</p>
<p>Space</p> 	<p>20 Spaceship shape craft (Children will create a spaceship with paper shapes) (CA)</p> <p>Tracing practice (Children will trace a spaceship with a marker)</p>	<p>21 Miss Diane Day</p> <p>Star painting (Children will place star cookie cutters into paint then onto paper) (CA) (S1)</p>	<p>22 Special Lunch Day</p> <p>Collage (Children will create a collage by gluing space pictures onto paper) (CA)</p> <p>Rocket ship # tracing & counting (Children will count rocket ships then trace the numbers)</p>	<p>23 Water color paint (Children will water color paint a picture of a rocket ship) (CA)</p> <p>If I went to space writing activity (Children will tell a teacher what they would bring to space with them & draw a picture)</p>	<p>24 Paper plate space craft (Children will paint a paper plate then glue space picture on it) (CA)</p> 
<p>Camping</p> 	<p>27</p> <p>CLOSED MEMORIAL DAY</p>	<p>28 Camping collage (Children will glue camping pictures onto paper) (CA)</p> <p>Camp fire tracing (Children will work on their tracing by tracing lines)</p>	<p>29 Bear craft (Children will create a bear with brown paper bags) (CA)</p> <p>Cutting practice (children will work on their cutting skills by cutting paper with scissors)</p>	<p>30 Painting (Children will water color paint a picture of a bear) (CA)</p> <p>Forest play dough (Children will use bugs, plastic frogs and tools) (S1)</p>	<p>31 Campfire art (Children will follow directions by gluing brown stripes onto paper then using orange paint) (CA)</p> 