







Sun	Mon	Tue	Wed	Thu	Fri	Sat
<p>Beach</p> 	<p style="text-align: center;">29</p> <p style="text-align: center;">Closed Memorial Day</p>	<p style="text-align: center;">30</p> <p>Shell color pattern((m3A) We will have painted shells to make a color pattern</p> <p>Sea shell letter(l2A) The children will use sea shells to form and make letters</p> <p>Beach ball play outside (ph2A) Children will take turns with the ball and toss the balls outside</p>	<p style="text-align: center;">31</p> <p>Build sand castles out of blocks(cd3A) The class will use wooden blocks to make their own sand castle creations.</p> <p>Sea shell number counting(M1A) The children will count out the correct amount of shells for each sand bucket.</p> <p>Sing along with the beach song(Ld1A)</p>	<p style="text-align: center;">1</p> <p>My favorite beach activity is(Ld1A, L6A) While looking at the words we will pick which beach activity is our favorite and write out the word. Then draw a picture of that activity.</p> <p>Sand number writing(M1A) While looking at numbers practice writing those numbers in the sand.</p> <p>Explore shells(S1A)</p>	<p style="text-align: center;">2</p> <p>Do you like going to the beach(Ld1A) Ask each child in the classroom the following question. Is their answer clear and with appropriate tone.</p> <p>Find your name in the shells(L2A) The kids will look through letter shells to spell out their name.</p> <p>beach pattern blocks(Cd1a) Match simple geometric shapes to make beach pictures</p>	
<p>Ocean animals</p> 	<p style="text-align: center;">5</p> <p>Ocean theme ABC Letter writing practice(L4A) We will practice letter writing on ocean animal paper.</p> <p>Sea weed exploration(s2A)</p> <p>Star Fish(Ca1A)</p>	<p style="text-align: center;">6</p> <p>Crab walk race(Ph3A)</p> <p>Counting octopus(M1A) Put the correct amount of stickers on each octopus leg to correspond with the number.</p> <p>Octopus letter Bingo(l2A) When the letters are called out find the</p>	<p style="text-align: center;">7</p> <p>Sea weed description(Ld2A) The children will use descriptive words to describe the seaweed by smell, feeling and what it looks like.</p> <p>Fish Race(M1A) Children will take turns rolling the dice and moving their fish</p>	<p style="text-align: center;">8</p> <p>Ocean animal size order(Cd2A) We will look at plastic ocean animals in put them in order by size biggest to smallest.</p> <p>Rescue the sea animalsPh3A) Remove the elastic tangled on the sea creatures.</p>	<p style="text-align: center;">9</p> <p>Talk about why the ocean looks blue and what makes waves(Ld1A)</p> <p>Ocean animal spelling(L2A) Find the letters to spell ocean animals.</p>	

	<p>The class will cut out a star fish and decorate it with collage material with their own creative plan.</p>	<p>corresponding letter on the octopus to cover until you have found all the letters</p>	<p>along the board to see which fish will win the race. Focus on taking turns and cheering on friends.</p>	<p>Jelly fish art(Ca1 A) Put water color on paper hold it up and let it drip to make jelly fish</p>		
<p>Jungle</p> 	<p>12</p> <p>Read how the elephant got his trunk and ask questions to correspond with books(L1A)</p> <p>My favorite jungle animal wriing activity.(Ld6A)</p>	<p>13</p> <p>String beads to make snake patterns (M3A)(Ph3A) Use beads to make a snake while making a pattern with the beads.</p> <p>Jungle puzzle(Cd3A)</p> <p>Name animals that live in the jungle(Ld1a)</p>	<p>14</p> <p>Jungle animal action cards(Ph1A)) Act out jungle animal movements (Example stretch tall like a giraffe.)</p> <p>Number order snake(M1a) Put ovals in order by number recognizing numbers and what comes next,</p> <p>Snake slime(s1A) Explore green slime</p>	<p>15</p> <p>Singing with B 10:00 Am.</p> <p>Jungle animal letter match(L2a) Match the jungle animal pictures upper to lowercase letters.</p> <p>Add Jungle animal Masks to Dramatic play(SS1A)</p> <p>Jungle animal beginning sound.(L2A) The kids will sound out the animal words and then write the beginning letter sound thy here with assistance.</p>	<p>16</p> <p>Teacher's Choice Ice-cream 2:30 pm</p> <p>Giraffe neck stacking.(ph3A)(M1A) The kids will make giraffe necks with linking cubes to match the corresponding number</p> <p>Explore banana play dough (s1A)</p>	

Ice Cream



19

Chicken nugget
Truck 11:30

Ice-cream circle cutting.(ph3A)
Cut out circles to make a large ice-cream cone.

Describe Ice-cream.(Ld1A)
Describe your ice-cream using as many descriptive word as you can.

20

Miss Diane story
time. 11:00 am

Measure the ice-cream cone.(ph4A)
Use unifix cubes to measure each cone and use measurement language.

Catch the ice-cream scoop. (ph3A)
The teacher will throw a ball the ice-cream scoop. The children will try to catch the ball with their cone.

21

My favorite type of ice-cream is(L6A)
Each child will tell their favorite ice-cream flavor and write out the word while looking at an example

Popsicle stick catapult (S1A) Children will use popsicle stick catapults to learn how catapults work by launching pom poms. Ask questions like how far will the pom pom go. What if we add more than one pom, pom

22

Bwauna Iguana 10:00
am

Make our own ice-cream (S1A)

Roll and draw Ice-cream cone. Roll the dice and then draw the correct part of an ice-cream Picture. (Example roll a one on your dice draw the cone. Roll a 2 draw a red ice-cream scoop)

23

Teacher's Choice
Ice-cream 2:30 pm

Ice-cream cone volcanos(s1A)

Children will watch as foam of different colors erupts from ice-cream cones from the reaction of baking soda and vinegar.

Tissue paper ice-cream cones. (ca1A)
The kids will cut up tissue paper to make ice-cream art.



4th of July



26

Chicken Nugget truck 11:30 am

Red white and blue letter writing.(L6A)

Patriotic counting. (m1a)

The kids will count the patriotic pictures on each card and then write down the number they counted

27

Name things we like to do on the fourth of July (Ld1A)

Build red white and blue Lego towers. (cd1A)

28

Explore 4th of July slime(s1A)

Stars and stripes art(Ca1A)

Use stars and red white and blue stripes of paper to make creative art,

29

Mad science 10:am

Firework noises. (ph1A)Jump on bubble wrap to make fun firework sounds.

F for Flag writing.(L6A)

30

Teacher's Choice Ice-cream 2:30 pm

Light bright fireworks(ph3A)

Use the light bright machine and our fine motor skills to make firework displays.

4th of July Puzzle(M1A)

Put the 4th of July puzzle in order by number, recognizing the numbers and what comes next.

