



### Pre-3 Welcome letter








2023-2024

Welcome to Preschool 3 at Creative Child! We are excited to meet our new families and friends! When you first begin your child in our classroom, we are asking that each family brings in a family photo and two individual pictures of your child. We are creating a large family tree in our classroom. This will serve as a component to our family engagement/social emotional/Social studies domains. Family engagement is important in our classroom, each month there will be a project sent home that we encourage all families to take part in. The project is small and will never take more than a half hour to complete. The project will be returned and displayed inside the classroom.

This year the children can look forward to novel and hands on experience inside and outside the classroom. There will be opportunities to have in house visitors, such as librarians, science specialists, and artist. During our emergent writing process, the children will be working on the foundations of letter tracing and letter formations. Our objective by the end of your child's preschool 3 experience with Creative Child Inc. is for your child to independently and successively identify their own name, trace their name, identify capital letters, identify numbers 1-10, count 1-20, identify all shapes and colors, identify the different seasons, relay stories, increase fine motor control, engage in gross motor activities and small group participation and taking turns. Parent teacher conferences will be held twice a year (November & April). During parent teachers conferences your child's individualized portfolio and assessments can be viewed.

Sample of Pre-3 Assessment

Name \_\_\_\_\_

		
		
		
		
		
		
		
	<b>Fall</b>	<b>Spring</b>

Counting

I can count up to		
I can count up to		
	<b>Fall</b>	<b>Spring</b>

Number Identification

I count objects to		
I count objects to		
	<b>Spring</b>	<b>Fall</b>

Red		
Blue		
Green		
Yellow		
Orange		
Purple		
Black		
Brown		
Pink		
White		
	<b>Fall</b>	<b>Spring</b>



























Number Identification

1		
2		
3		
4		
5		
6		
7		
8		
9		
10		
	<b>Fall</b>	<b>Spring</b>



We will be sending a set of Aa-Zz foundation cards home, laminated and on a ring, for you to also practice letter ID and letter sounds, routinely and we'll be working on this in the classroom daily.

### Alphabet Chart

Aa 	Bb 	Cc 
Dd 	Ee 	Ff 
Gg 	Hh 	Ii 
Jj 	Kk 	Ll 
Mm 	Nn 	Oo 
Pp 	Qq 	Rr 
Ss 	Tt 	Uu 
Vv 	Ww 	Xx 
Yy 	Zz 	



Things we

ask that your child does NOT bring

**\*NO Lunchables\***

## Easy Lunch Idea (snack box)

Add cheese (slices, cubes, or string cheese); meat (cut up deli meat, leftover shredded chicken or beef); thawed frozen peas or corn, cherry tomatoes, shredded carrots; cut grapes, berries, melon, or another favorite fruit, to a lunchbox. Put in a few crackers or a favorite dry cereal and call it good with a simple, and Preschool-pleasing snack lunch!

**\*NO Apple Sauce Pouches**

**\*No Donuts**

**\*Peanut Free Classroom**

## All About Your Teacher

I love teaching! I have spent the last 20 years teaching children. I worked at Camp Ruggles for three years; there I worked with children diagnosed with emotional and behavioral disabilities. I've worked here at Creative Child for the past seven years and it's my passion to work with young children. I grew up with 23 siblings and I have two boys of my own. I am a cancer survivor and feel that cancer changed my life. I'm grateful for every new, healthy day I have.



- **Miss Savana**
- **My favorites**
- **Color:** Yellow & Purple
- **Season:** Fall
- **Food:** Pizza & crackers & cheese
- **Things I like to do:** basketball, singing, photography, nature walks
- **Music:** Country & Elvis Presley
- **Flower:** Sunflower
- **Sport:** basketball

## Pre-3 Schedule

6:30-9:15	<b>Arrival/Hand washing/Potty/Open center play</b> (Books, coloring, blocks, play dough, sensory table, Kitchen area )
9:15-10:00	<b>Clean up/AM snack &amp; drink/Potty/Preparing to go outside</b>
10:00-10:45	<b>Group 1: Outside Play</b> (Bikes, swings, balls, bubbles) <b>Group 2: Learning centers</b> (Literacy, social studies, Arts & Crafts, Mathematics) Weather permitted (Children will not go outside if there is a weather advisory)
10:45-11:30	<b>Group 2: Outside</b> (Bikes, swings, balls, bubbles) <b>Group 1: Learning centers</b> (Literacy, Social studies, Arts & Crafts, Mathematics) Weather permitted (Children will not go outside if there is a weather advisory)
11:30-2:00	<b>Hand washing/Potty/stories &amp; songs/Lunch</b> (Rest time 12:30-2:00)
2:00-2:45	<b>Potty/Hand washing/Afternoon snack &amp; drink/Preparing for outside play</b>
2:45-3:30	Outside lay (Climbing, running, balls, chalk, sand box) Weather permitted (Children will not go outside if there is a weather advisory)
3:30-4:30	<b>Potty/Hand washing/Centers</b> (Blocks, cars, dinosaurs, dolls)
4:30-5:30	<b>Quiet centers/pick up time</b>



(Coloring, books, Play dough, puzzles)