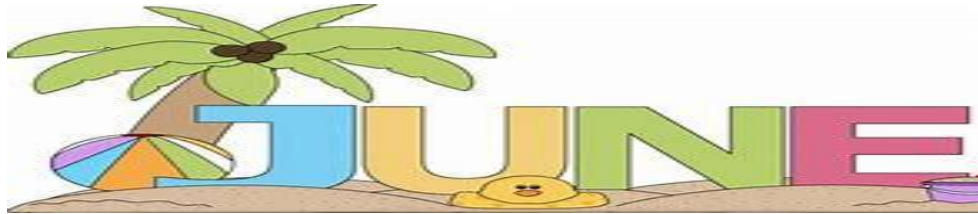









Older Toddlers



SUNDAY	MONDAY	TUESDAY	WEDNESDAY	THURSDAY	FRIDAY	SATURDAY
			<p>1</p> <p>DINOSAUR FOOTPRINTS</p> <p>The children will dip dinosaur footprints in paint and then stamp them onto their papers. SE1.A, CA1.A, CD4.A</p> <p>Ice Painting</p> <p>The children will use colored ice on a popsicle stick to paint a dinosaur SE1.A, CA1.A, CD4.A, PH3.A</p>	<p>1</p> <p>DINOSAUR SORTING</p> <p>The children will sort a variety of dinosaurs by size and/or color. SE1.B, LD1.A, M1.A, M2.A</p> <p>We Are the Dinosaurs</p> <p>The children will march to the song and follow the songs directions PH1.A, S2.A, L1.A, LD2.A, SE1.A, CD2.A , CD1.A</p>	<p>2</p> <p>DINOSAUR EGG HATCHING</p> <p>The children will decorate a dinosaur then place it in an egg CD2.A, S2.A, CA1.A</p> <p>Bubble Fun</p> <p>The children will use a variety of tools to see what they can use to blow bubbles CD2.A, S2.A</p>	<p>3</p>




<p>4</p> 	<p>5</p> <p>DINOSAUR STOMP</p> <p>The children will march to the song and follow the songs directions PH1.A, S2.A, L1.A, LD2.A, SE1.A, CD2.A, CD1.A</p> <p>Finger-painting</p> <p>The children will paint with their fingers using washable soap paints PH3.B, L6.A</p>	<p>6</p> <p>DINOSAUR FINGER PAINTING</p> <p>The children will paint with their fingers a dinosaur PH3.B, L6.A</p> <p>We Are the Dinosaurs</p> <p>The children will march to the song and follow the songs directions PH1.A, S2.A, L1.A, LD2.A, SE1.A, CD2.A, CD1.A</p>	<p>7</p> <p>DINOSAUR SINK OR SWIM</p> <p>The children will use dinosaurs and see if they will sink or float in the water table. LD1.A, CD1.A, SE1.B, S2.A</p> <p>Ice Painting</p> <p>The children will use colored ice on a popsicle stick to paint a dinosaur SE1.A, CA1.A, CD4.A, PH3.A</p>	<p>8</p> <p>DINOSAUR PLAYDOUGH FUN</p> <p>The children will use dinosaurs and dinosaur cookie cutters in playdough SE1.B, PH3.A, S2.A, CA1.A</p> <p>We Are the Dinosaurs</p> <p>The children will march to the song and follow the songs directions PH1.A, S2.A, L1.A, LD2.A, SE1.A, CD2.A, CD1.A</p>	<p>9</p> <p>DINOSAUR MATCHING</p> <p>The children will try to match the dinosaurs together M1.A, SE1.B, LD1.A, M2.A</p> <p>Bubble Fun</p> <p>The children will use a variety of tools to see what they can use to blow bubbles CD2.A, S2.A</p>	<p>10</p> 
<p>11</p> 	<p>12</p> <p>POOL PLAY</p> <p>The children will use small kiddie pools to play in with various water toys</p>	<p>13</p> <p>Sink Or Float</p> <p>The children will use various toys and see if they will sink or float in the</p>	<p>14</p> <p>POOL PLAY</p> <p>The children will use small kiddie pools to play in with various water toys CA1.A, SS1.A,</p>	<p>15</p> <p>Car Wash</p> <p>The children will have buckets of soapy water and will help wash the toy cars SE3.B, SE1.B,</p>	<p>16</p> <p>POOL PLAY</p> <p>The children will use small kiddie pools to play in with various water toys CA1.A, SS1.A,</p>	<p>17</p> 




	<p>CA1.A, SS1.A, SE1.B</p> <p>Finger-painting</p> <p>The children will paint with their fingers using washable soap paints PH3.B, L6.A</p>	<p>water table. LD1.A, CD1.A, SE1.B, S2.A</p> <p>Sprinklers</p> <p>The children will be able to run and play in a sprinkler or splash pad CA1.A, SS1.A, SE1.B, PH2.B</p>	<p>SE1.B</p> <p>Ice Painting</p> <p>The children will use colored ice on a popsicle stick to paint a sea creature SE1.A, CA1.A, CD4.A, PH3.A</p>	<p>M1.A</p> <p>Sprinklers</p> <p>The children will be able to run and play in a sprinkler or splash pad CA1.A, SS1.A, SE1.B, PH2.B</p>	<p>SE1.B</p> <p>Bubble Fun</p> <p>The children will use a variety of tools to see what they can use to blow bubbles CD2.A, S2.A</p>	
<p>18</p> 	<p>19</p> <p>POOL PLAY</p> <p>The children will use small kiddie pools to play in with various water toys CA1.A, SS1.A, SE1.B</p> <p>Finger-painting</p> <p>The children will paint with their fingers using washable soap paints</p>	<p>20</p> <p>EDIBLE SLUDGE</p> <p>The children will create their own edible sludge then they will explore it CA1.A, SS1.A, PH3.B, L3.A</p> <p>Sprinklers</p> <p>The children will be able to run and play in a sprinkler or splash pad</p>	<p>21</p> <p>POOL PLAY</p> <p>The children will use small kiddie pools to play in with various water toys CA1.A, SS1.A, SE1.B</p> <p>Ice Painting</p> <p>The children will use colored ice on a popsicle stick to paint a sea creature SE1.A, CA1.A, CD4.A, PH3.A</p>	<p>22</p> <p>SAND CASTLES</p> <p>The children will be shown how to use a little bit of sand and whatever you can fill with it to create a sand castle LD3.A, M4.A, M5.A, S1.A, SE1.B, PH3.A, LD1.A</p> <p>Sprinklers</p> <p>The children will be able to run</p>	<p>23</p> <p>POOL PLAY</p> <p>The children will use small kiddie pools to play in with various water toys CA1.A, SS1.A, SE1.B</p> <p>Bubble Fun</p> <p>The children will use a variety of tools to see what they can use to blow bubbles CD2.A, S2.A</p>	<p>24</p> 




	PH3.B, L6.A	CA1.A, SS1.A, SE1.B, PH2.B		and play in a sprinkler or splash pad CA1.A, SS1.A, SE1.B, PH2.B		
25 	26 POOL PLAY The children will use small kiddie pools to play in with various water toys CA1.A, SS1.A, SE1.B Finger- painting The children will paint with their fingers using washable soap paints PH3.B, L6.A	27 SHAVING CREAM AND ICE The children will explore what happens when we mix ice with shaving cream LD1.A, PH3.B, SE2.B, LD1.A, L6.A, M1.A Sprinklers The children will be able to run and play in a sprinkler or splash pad CA1.A, SS1.A, SE1.B, PH2.B Librarian Visits	28 POOL PLAY The children will use small kiddie pools to play in with various water toys CA1.A, SS1.A, SE1.B Ice Painting The children will use colored ice on a popsicle stick to paint SE1.A, CA1.A, CD4.A, PH3.A	29 PUDDING PAINT The children will make some pudding and then use it to paint with CA1.A, SS1.A, PH3.B, L3.A, L6.A Sprinklers The children will be able to run and play in a sprinkler or splash pad CA1.A, SS1.A, SE1.B, PH2.B	30 4th of July Celebration POOL PLAY The children will use small kiddie pools to play in with various water toys CA1.A, SS1.A, SE1.B Bubble Fun The children will use a variety of tools to see what they can use to blow bubbles CD2.A, S2.A	

Older Toddlers






SUNDAY	MONDAY	TUESDAY	WEDNESDAY	THURSDAY	FRIDAY	SATURDAY
						1
2 	CENTER CLOSED FOR THE ENTIRE WEEK					8
9 	10 POOL PLAY The children will use small kiddie pools to play in with various water toys CA1.A, SS1.A, SE1.B Finger-painting The children will paint with their fingers using washable soap	11 JELLO PARTY The children will be given bowls to jello to explore with PH3.B, SS1.A, SE2.B, CD4.A Sprinklers The children will be able to run and play in a sprinkler or splash pad CA1.A, SS1.A, SE1.B, PH2.B	12 POOL PLAY The children will use small kiddie pools to play in with various water toys CA1.A, SS1.A, SE1.B Ice Painting The children will use colored ice on a popsicle stick to paint a dinosaur	13 STICKY SHAVING CREAM The children will explore shaving cream on sticky contact paper CA1.A, SS1.A, L3.A, CD1.A Sprinklers The children will be able to run and play in a sprinkler or splash pad CA1.A, SS1.A, SE1.B, PH2.B	14 POOL PLAY The children will use small kiddie pools to play in with various water toys CA1.A, SS1.A, SE1.B Bubble Fun The children will use a variety of tools to see what they can use to blow bubbles CD2.A, S2.A	15 



	paints PH3.B, L6.A		SE1.A, CA1.A, CD4.A, PH3.A			
16 	17 POOL PLAY The children will use small kiddie pools to play in with various water toys CA1.A, SS1.A, SE1.B Finger-painting The children will paint with their fingers using washable soap paints PH3.B, L6.A	18 RAINBOW SHAVING CREAM The children will be able to explore shaving cream with blue, yellow, and red paint CA1.A, SS1.A, PH3.B, L6.A, S1.A Sprinklers The children will be able to run and play in a sprinkler or splash pad CA1.A, SS1.A, SE1.B, PH2.B	19 POOL PLAY The children will use small kiddie pools to play in with various water toys CA1.A, SS1.A, SE1.B Ice Painting The children will use colored ice on a popsicle stick to paint a dinosaur SE1.A, CA1.A, CD4.A, PH3.A	20 CHALK PAINTING The children will be encouraged to color with chalk then spray their drawings with water bottles to see what happens CA1.A, SS1.A, PH3.B, L6.A Sprinklers The children will be able to run and play in a sprinkler or splash pad CA1.A, SS1.A, SE1.B, PH2.B	21 POOL PLAY The children will use small kiddie pools to play in with various water toys CA1.A, SS1.A, SE1.B Bubble Fun The children will use a variety of tools to see what they can use to blow bubbles CD2.A, S2.A	22 
23	24 POOL PLAY The children will use small kiddie pools to play in with	25 Water Color Fun The children will explore water colors	26 POOL PLAY The children will use small kiddie pools to play in with	27 Make your Own Ice Cream Sundae! RAINBOW CREAM PIE	28 POOL PLAY The children will use small kiddie pools to play in with various	29 





	<p>various water toys CA1.A, SS1.A, SE1.B</p> <p>Finger-painting The children will paint with their fingers using washable soap paints PH3.B, L6.A</p>	<p>will ice to see what will happen CA1.A, SS1.A, PH3.B, L6.A</p> <p>Sprinklers The children will be able to run and play in a sprinkler or splash pad CA1.A, SS1.A, SE1.B, PH2.B</p> <p>Librarian Visits</p>	<p>various water toys CA1.A, SS1.A, SE1.B</p> <p>Ice Painting The children will use colored ice on a popsicle stick to paint a dinosaur SE1.A, CA1.A, CD4.A, PH3.A</p>	<p>The children will use water colors and shaving cream to create their own rainbow pies CA1.A, SS1.A, PH3.B, SE2.B, CD4.A</p> <p>Sprinklers The children will be able to run and play in a sprinkler or splash pad CA1.A, SS1.A, SE1.B, PH2.B</p>	<p>water toys CA1.A, SS1.A, SE1.B</p> <p>Bubble Fun The children will use a variety of tools to see what they can use to blow bubbles CD2.A, S2.A</p>	
<p>30</p> 	<p>31</p> <p>Pool Play The children will use small kiddie pools to play in with various water toys CA1.A, SS1.A, SE1.B</p> <p>Finger-painting The children</p>					

	will paint with their fingers using washable soap paints PH3.B, L6.A					
--	---	--	--	--	--	--

August

SUNDAY	MONDAY	TUESDAY	WEDNESDAY	THURSDAY	FRIDAY	SATURDAY
		<p>1 CLEAN THE CARS The children will have buckets of soapy water and will help wash the toy cars SE3.B, SE1.B, M1.A</p> <p>Sprinklers The children will be able to run and play in a sprinkler or splash pad CA1.A, SS1.A, SE1.B, PH2.B</p>	<p>2 POOL PLAY The children will use small kiddie pools to play in with various water toys CA1.A, SS1.A, SE1.B</p> <p>Ice Painting The children will use colored ice on a popsicle stick to paint a dinosaur SE1.A, CA1.A, CD4.A, PH3.A</p>	<p>3 EDIBLE SLUDGE The children will create their own edible sludge then they will explore it CA1.A, SS1.A, PH3.B, L3.A</p> <p>Sprinklers The children will be able to run and play in a sprinkler or splash pad CA1.A, SS1.A, SE1.B, PH2.B</p>	<p>4 POOL PLAY The children will use small kiddie pools to play in with various water toys CA1.A, SS1.A, SE1.B</p> <p>Bubble Fun The children will use a variety of tools to see what they can use to blow bubbles CD2.A, S2.A</p>	<p>5 </p>
6	<p>7 POOL PLAY The children will use small kiddie pools to play in with various water toys CA1.A, SS1.A, SE1.B</p>	<p>8 SAND CASTLES The children will be shown how to use a little bit of sand and whatever you can fill with it to create a sand castle</p>	<p>9 POOL PLAY The children will use small kiddie pools to play in with various water toys CA1.A, SS1.A, SE1.B</p>	<p>10 SHAVING CREAM AND ICE The children will explore what happens when we mix ice with shaving cream</p>	<p>11 POOL PLAY The children will use small kiddie pools to play in with various water toys CA1.A, SS1.A, SE1.B</p>	<p>12 </p>

	<p>Finger-painting The children will paint with their fingers using washable soap paints PH3.B, L6.A</p>	<p>LD3.A, M4.A, M5.A, S1.A, SE1.B, PH3.A, LD1.A</p> <p>Sprinklers The children will be able to run and play in a sprinkler or splash pad CA1.A, SS1.A, SE1.B, PH2.B</p>	<p>Ice Painting The children will use colored ice on a popsicle stick to paint a dinosaur SE1.A, CA1.A, CD4.A, PH3.A</p>	<p>LD1.A, PH3.B, SE2.B, LD1.A, L6.A, M1.A</p> <p>Sprinklers The children will be able to run and play in a sprinkler or splash pad CA1.A, SS1.A, SE1.B, PH2.B</p>	<p>Bubble Fun The children will use a variety of tools to see what they can use to blow bubbles CD2.A, S2.A</p>	
<p>13</p> 	<p>14</p> <p>POOL PLAY The children will use small kiddie pools to play in with various water toys CA1.A, SS1.A, SE1.B</p> <p>Finger-painting The children will paint with their fingers using washable soap paints PH3.B, L6.A</p>	<p>15</p> <p>PUDDING PAINT The children will make some pudding and then use it to paint with CA1.A, SS1.A, PH3.B, L3.A, L6.A</p> <p>Sprinklers The children will be able to run and play in a sprinkler or splash pad CA1.A, SS1.A, SE1.B, PH2.B</p>	<p>16</p> <p>POOL PLAY The children will use small kiddie pools to play in with various water toys CA1.A, SS1.A, SE1.B</p> <p>Ice Painting The children will use colored ice on a popsicle stick to paint a dinosaur SE1.A, CA1.A, CD4.A, PH3.A</p>	<p>17</p> <p>FROZEN OOBLECK The children will explore frozen oobleck LD2.A, CD1.A, M1.A, SE2.B, CD4.A</p> <p>Sprinklers The children will be able to run and play in a sprinkler or splash pad CA1.A, SS1.A, SE1.B, PH2.B</p>	<p>18</p> <p>POOL PLAY The children will use small kiddie pools to play in with various water toys CA1.A, SS1.A, SE1.B</p> <p>Bubble Fun The children will use a variety of tools to see what they can use to blow bubbles CD2.A, S2.A</p>	<p>19</p> 

<p>20</p> 	<p>21</p> <p>POOL PLAY</p> <p>The children will use small kiddie pools to play in with various water toys CA1.A, SS1.A, SE1.B</p> <p>Finger-painting</p> <p>The children will paint with their fingers using washable soap paints PH3.B, L6.A</p>	<p>22</p> <p>JELLO PARTY</p> <p>The children will be given bowls to jello to explore with PH3.B, SS1.A, SE2.B, CD4.A</p> <p>Sprinklers</p> <p>The children will be able to run and play in a sprinkler or splash pad CA1.A, SS1.A, SE1.B, PH2.B</p>	<p>23</p> <p>POOL PLAY</p> <p>The children will use small kiddie pools to play in with various water toys CA1.A, SS1.A, SE1.B</p> <p>Ice Painting</p> <p>The children will use colored ice on a popsicle stick to paint a dinosaur SE1.A, CA1.A, CD4.A, PH3.A</p>	<p>24</p> <p>STICKY SHAVING CREAM</p> <p>The children will explore shaving cream on sticky contact paper CA1.A, SS1.A, L3.A, CD1.A</p> <p>Sprinklers</p> <p>The children will be able to run and play in a sprinkler or splash pad CA1.A, SS1.A, SE1.B, PH2.B</p>	<p>25</p> <p>POOL PLAY</p> <p>The children will use small kiddie pools to play in with various water toys CA1.A, SS1.A, SE1.B</p> <p>Bubble Fun</p> <p>The children will use a variety of tools to see what they can use to blow bubbles CD2.A, S2.A</p>	<p>26</p> 
<p>27</p> 	<p>28</p> <p>POOL PLAY</p> <p>The children will use small kiddie pools to play in with various water toys CA1.A, SS1.A, SE1.B</p>	<p>29</p> <p>RAINBOW SHAVING CREAM</p> <p>The children will be able to explore shaving cream with blue, yellow, and red paint CA1.A, SS1.A, PH3.B, L6.A, S1.A</p>	<p>30</p> <p>POOL PLAY</p> <p>The children will use small kiddie pools to play in with various water toys CA1.A, SS1.A, SE1.B</p>	<p>31</p> <p>CHALK PAINTING</p> <p>The children will be encouraged to color with chalk then spray their drawings with</p>	<p>1</p> <p>POOL PLAY</p> <p>The children will use small kiddie pools to play in with various water toys CA1.A, SS1.A, SE1.B</p>	

	<p>Finger-painting The children will paint with their fingers using washable soap paints PH3.B, L6.A</p>	<p>Sprinklers The children will be able to run and play in a sprinkler or splash pad CA1.A, SS1.A, SE1.B, PH2.B</p> <p>Librarian Visits</p>	<p>Ice Painting The children will use colored ice on a popsicle stick to paint a dinosaur SE1.A, CA1.A, CD4.A, PH3.A</p>	<p>water bottles to see what happens CA1.A, SS1.A, PK3.B, L6.A</p> <p>Sprinklers The children will be able to run and play in a sprinkler or splash pad CA1.A, SS1.A, SE1.B, PH2.B</p>	<p>End of Summer Party</p>	
--	---	---	---	---	----------------------------	--