







# Preschool 3 March Calendar 2023



	Monday	Tuesday	Wednesday	Thursday	Friday
<b>Rainbows</b> 	<p>6 Letter cards (All week) teacher will hold a card up, each child will take a turn to find the letter on the bulletin board (L2)</p> <p>Rainbow craft (Children will glue color paper strips onto a white paper cloud to create a rainbow) (CA)</p> <p>Tracing practice (Children will trace a rainbow with a marker)</p>	<p>7 Water color painting (Children will use water color paint to paint a picture of a rainbow) (CA)</p> <p>Matching colorful pom pom activity (Children will place the correct colored pom pom to the colored paper using tweezers) (CD1)</p>	<p>8 Bingo dot (Children will use bingo dot markers to create a colorful rainbow) (CA)</p> <p>Practice writing letters (A teacher will hold a letter card up and the children will try to write it onto paper with a marker) (L3, L6)</p>	<p>9 Drawing (Children will practice drawing a rainbow on white paper with rainbow colored crayons) (CA)</p> <p>Play dough &amp; rainbow popsicle sticks (Children will make creations with play dough and rainbow popsicle sticks) (S1, CA)</p>	<p>10 Rainbow collage (Children will make a collage using rainbow color objects) (CA)</p> <p>Name tracing &amp; writing practice (Children will either trace or practice writing letters in their name with a marker) (L3, L6)</p>
<b>Color Green</b> 	<p>13 Letter cards (All week) teacher will hold a card up, each child will take a turn to find the letter on the bulletin board (L2)</p> <p>Shamrock collage (Children will glue paper shamrocks onto paper then count how many they have) (CA, M1)</p> <p>Gems &amp; shamrocks (Children will place the correct amount of gems on paper number shamrocks and count) (M1)</p>	<p>14 Green paint (Children will be able to use different materials to paint with on white paper using green paint) (CA)</p> <p>Number writing (Children identify numbers and practice writing numbers onto paper with a marker) (M1)</p>	<p>15 Collage (Children will color pictures green then glue them on paper) (CA) talk about things that are green</p> <p>Triangle shapes &amp; size (Children will glue green circles on paper from biggest to smallest) (M1)</p>	<p>16 Letter "G" (Children will glue green paper on the letter "G" for green) (CA, L2)</p> <p>Name tracing &amp; writing (Children will practice tracing their name or writing their name on their own) (L3, L6)</p>	<p>17 <b>Wear Green Today</b></p> <p>Water color (Children will use water color paint to paint a picture of a shamrock) (CA)</p>

<p><b>Weather</b></p> 	<p><b>20</b> Letter cards (<b>All week</b>) teacher will hold a card up, each child will take a turn to find the letter on the bulletin board (L2)</p> <p>Thunderstorm art (Children will glue on paper rain, lightening and clouds onto paper with glue) (CA)</p> <p>Paper plate counting puzzles (Children will put together correct number dots to the right number paper plate and count how many dots they have) (M1)</p>	<p><b>21</b> Weather collage (Children will glue weather pictures onto paper while talking about each kind of weather) (CA)</p> <p>Raindrop counting (Children will place the amount of paper raindrops to the correct number card and count the raindrops out loud) (M1)</p>	<p><b>22</b> Bubble wrap (Children will use bubble wrap and paint to create rain drops onto paper &amp; glue on a paper umbrella) (CA)</p> <p>Practice writing letters (Children will practice writing letters on white boards with markers) (L3, L6)</p>	<p><b>23</b> Bingo dot markers (Children will use bingo dot markers to decorate a paper umbrella) (CA)</p> <p>Name tracing &amp; writing (Children will practice tracing their name or writing their name with a marker) (L3, L6)</p>	<p><b>24</b> Water color paint (Children will water color paint a picture of a sun) (CA)</p> <p>Number bingo dot (Children find all the number 5s on a paper and use a bingo dot marker to mark it) (M1)</p>
<p><b>Farm animals</b></p> 	<p><b>27</b> Letter cards (<b>All week</b>) teacher will hold a card up, each child will take a turn to find the letter on the bulletin board (L2)</p> <p>Puppet (Children will create farm animal paper bag puppets with glue) (CA)</p> <p>Washing farm animals (Children will use sponges and soapy water in our sensory table to wash farm animal toys) (S1)</p>	<p><b>28</b> <b>Miss Diane Day</b></p> <p>Water color paint (Children will use water color paint to paint a picture of a pig) (CA)</p> <p>Shapes (Children will practice drawing shapes on paper with a marker)</p>	<p><b>29</b> <b>Chicken nuggets, fruit &amp; chips for lunch</b></p> <p>Farm animal collage (After discussing each animal, children will glue farm animal pictures onto paper to create a collage) (CA)</p> <p>Name tracing &amp; writing (Children will either trace or practice writing their name with a marker) (L3, L6)</p>	<p><b>30</b> Big, medium &amp; small (Children will glue different size pictures of pigs onto paper by size Biggest to smallest) (M2) (CA)</p> <p>Colored bear counting (Children will place colored bears on the correct color dot then count how many bears they have) (M1)</p>	<p><b>31</b> <b>Show &amp; tell Day</b></p> <p>Bingo dot fun (Children will choose a farm animal, talk about the animal they choice then use bingo dot markers to decorate it) (CA)</p> <p>Hand printing practice (Children will trace lines)</p>